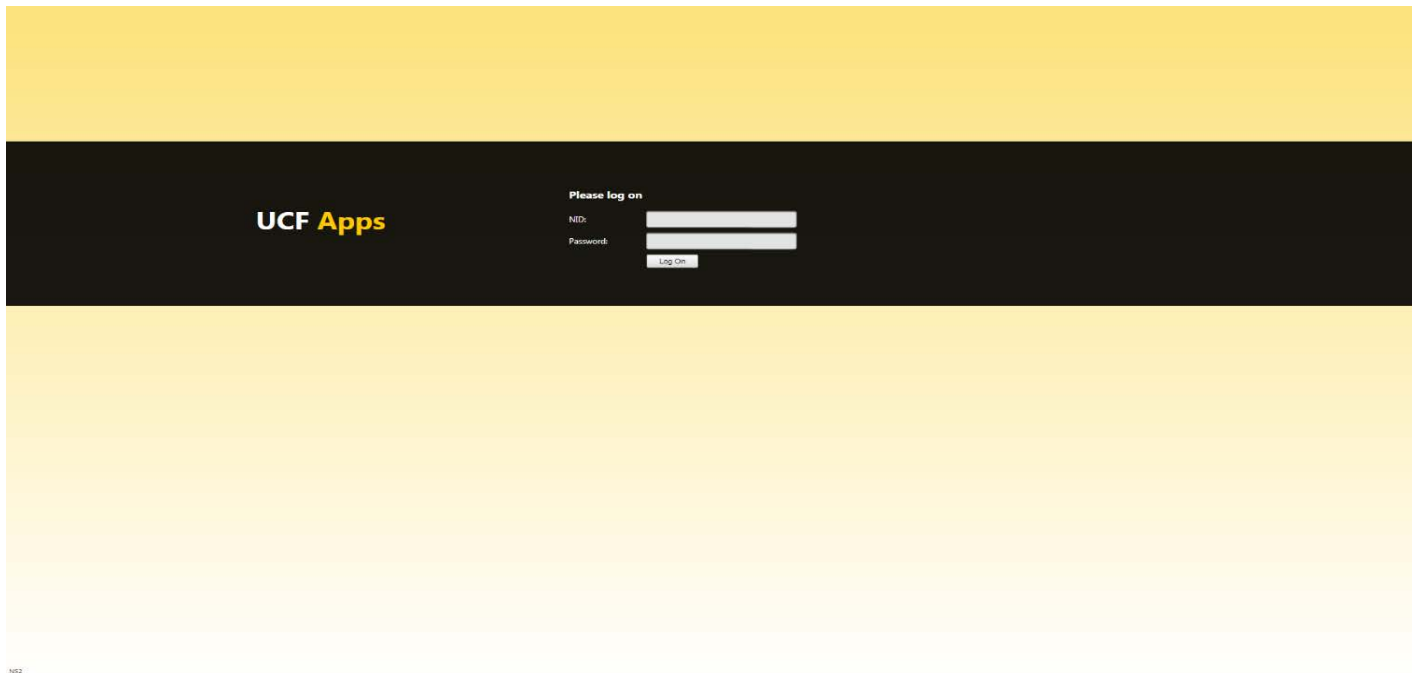


How to Install UCF Apps

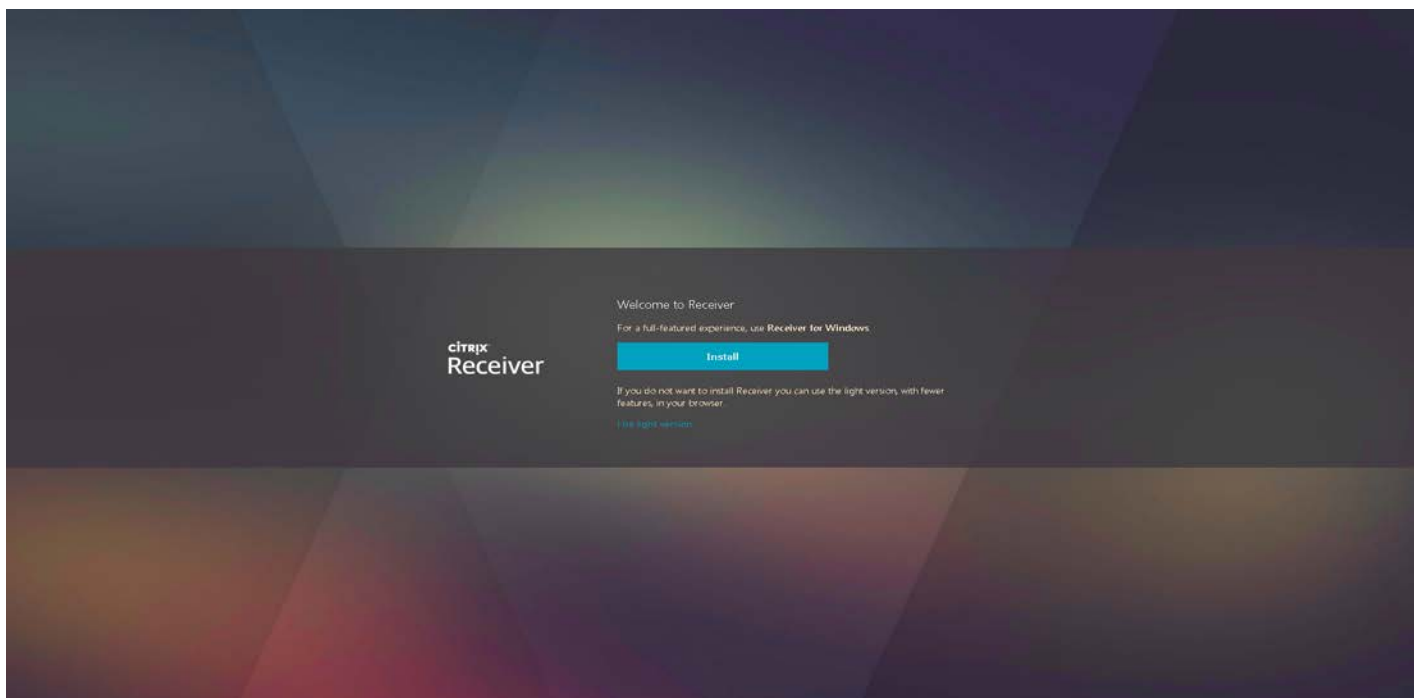
(Windows 8.1 Chrome)

Go to: <https://my.apps.ucf.edu/>

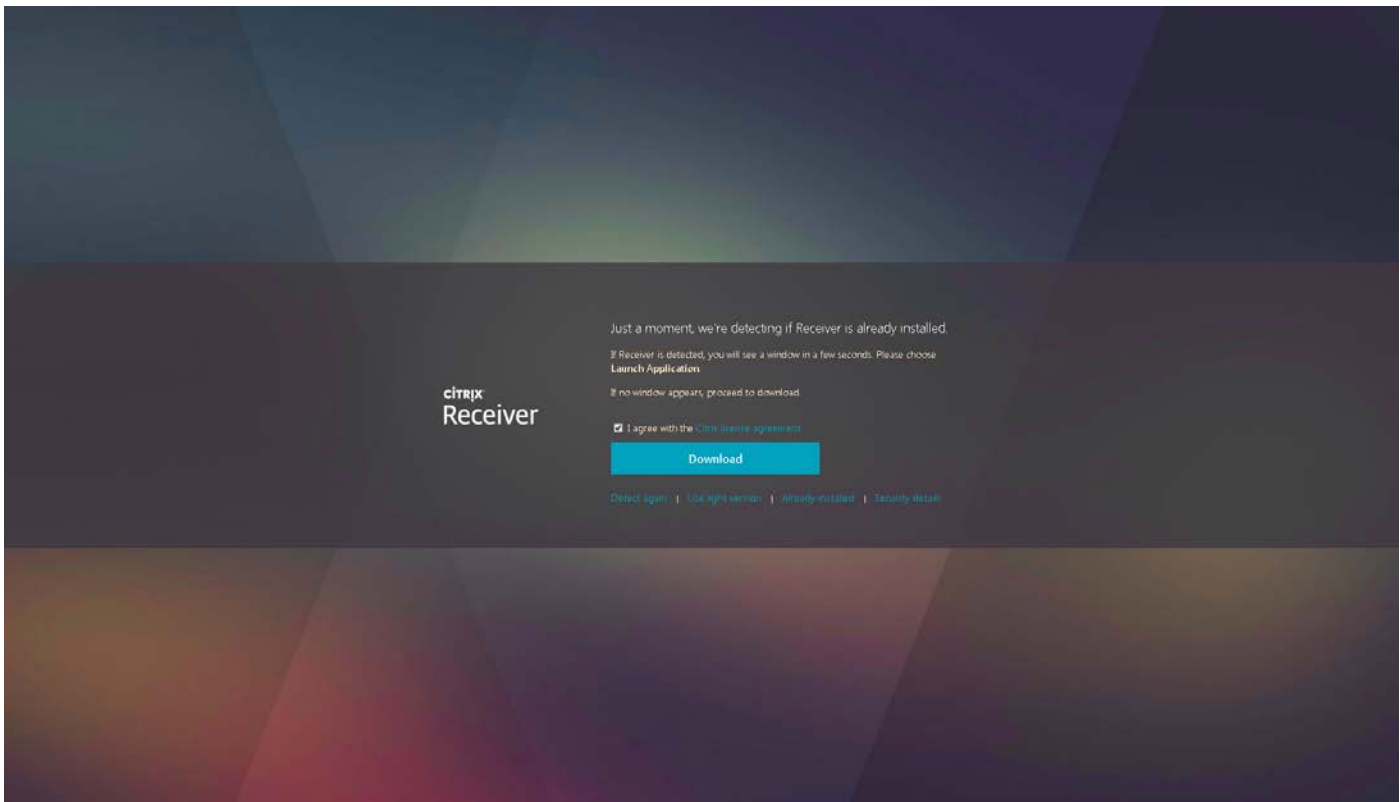
Login in with NID and NID Password



Click "Install".



Check "I agree", then click "download".

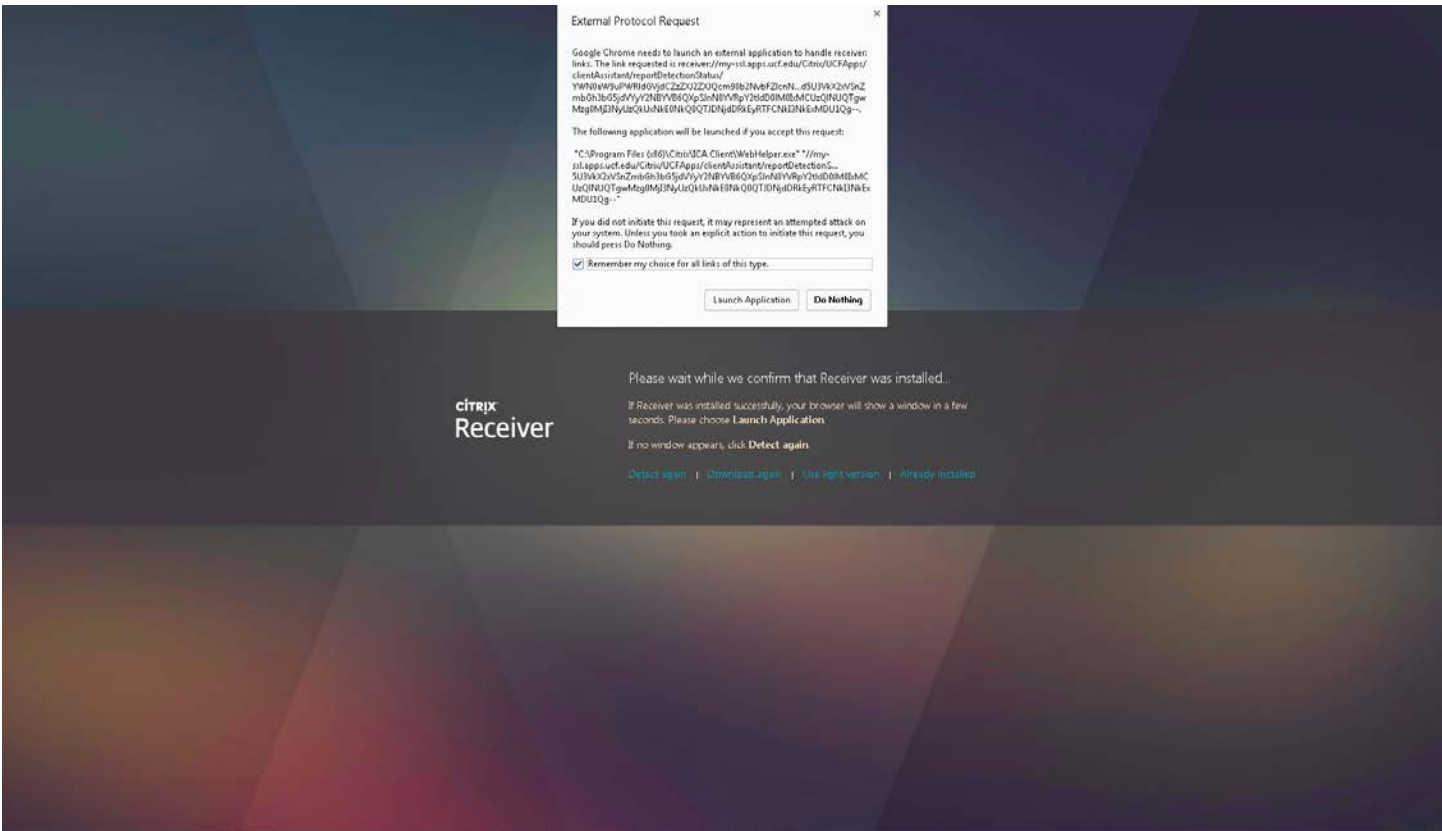


Once receiver downloads double click it, then click "Start".



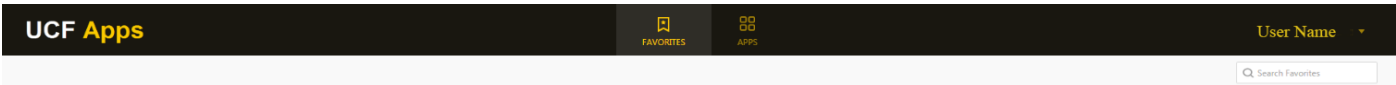
Click "I accept the license agreement", then next. Click "enable single sign on", then Next. Click "I agree" or "no thanks", then install. Click "continue" when installation is complete.

Check "Remember my choice for all links of this type", then click "Launch Application".



Note: If nothing happens click “Detect again”.

Click the Apps icon at the top center of the page of the page.



Add Favorites

Go to Apps, click on Details next to your choice and then select Add to Favorites.

Then click “All Apps” if it is not on that category already.

All Apps

<p>3ds Max Design 2012 Architecture</p> <p>Details</p>	<p>Access 2013 Microsoft Office 2013</p> <p>Details</p>	<p>Adobe Acrobat XI Pro Adobe Creative Cloud</p> <p>Details</p>	<p>Adobe Illustrator CC 2015</p> <p>Details</p>	<p>Adobe InDesign CC 2015</p> <p>Details</p>	<p>Adobe Photoshop CC 2015</p> <p>Details</p>
<p>Amos Graphics Stat & Data Analysis</p> <p>Details</p>	<p>ArcCatalog ArcGIS</p> <p>Details</p>	<p>ArcGlobe ArcGIS</p> <p>Details</p>	<p>ArcMap ArcGIS</p> <p>Details</p>	<p>ArcScene ArcGIS</p> <p>Details</p>	<p>Excel 2013 Microsoft Office 2013</p> <p>Details</p>
<p>Google Chrome Browsers</p> <p>Details</p>	<p>Google Earth Misc</p> <p>Details</p>	<p>IBM SPSS Statistics 22 Stat & Data Analysis</p> <p>Details</p>	<p>JMP Pro 11 Stat & Data Analysis</p> <p>Details</p>	<p>Knights Email UCF Resources</p> <p>Details</p>	<p>MATLAB R2015a Stat & Data Analysis</p> <p>Details</p>
<p>Notepad</p> <p>Details</p>	<p>NX 85</p> <p>Details</p>	<p>Origin 2015 64-Bit Stat & Data Analysis</p> <p>Details</p>	<p>PowerPoint 2013 Microsoft Office 2013</p> <p>Details</p>	<p>Project 2013 Microsoft Office 2013</p> <p>Details</p>	<p>Publisher 2013 Microsoft Office 2013</p> <p>Details</p>
<p>Qualtrics UCF Resources</p> <p>Details</p>	<p>Revit Architecture 2012 Architecture</p> <p>Details</p>	<p>Rhinceros 5 64-bit Architecture</p> <p>Details</p>	<p>SAS 94 Stat & Data Analysis</p> <p>Details</p>	<p>SAS Enterprise Guide 61 64-bit Stat & Data Analysis</p> <p>Details</p>	<p>SketchUp</p> <p>Details</p>
<p>Skype for Business 2015</p> <p>Details</p>	<p>StatalC 13 64-bit Stat & Data Analysis</p> <p>Details</p>	<p>TutorTrac UCF Resources</p> <p>Details</p>	<p>Visio 2013 Microsoft Office 2013</p> <p>Details</p>	<p>webcourses@UCF UCF Resources</p> <p>Details</p>	<p>Wolfram Mathematica 10</p> <p>Details</p>

Click on "Details" of each app you would like to add to your dashboard. Then click "Add To Favorites"

<

Excel 2013
Microsoft Office 2013

Click "Favorites" at the top, middle of the page and your apps are now saved to your dashboard. Click the app to open.

UCF Apps

FAVORITES APPS

User Name ▾

Search Favorites

Excel 2013 Details

PowerPoint 2013 Details